

ATV™ ENVIRONMENTS™



ATV Steps are available for the front or the back of the swim spa.



ATV Steps

ATV-14 & ATV-17 Steps are available for the front or the back of the swim spa.



48" ATV Storage Bench

Curved back matches the gentle sweep of the ATV exterior. Provides a nice place to sit and is convenient for storing swim spa supplies.

Surround your Marquis® hot tub with custom Environments™ to transform your outdoor living area into your personalized hot tub lifestyle space.

Designed and built exclusively by Marquis® with the same exacting quality of craftsmanship and durable materials, Environments™ perfectly complement your Marquis® Signature, e-Series™, Vector21 hot tub or ATV™ and add a higher level of sophistication to your outdoor environment.

Environments™ are built to endure! All components have a heavy-duty top surface built of all-weather decking material. Heavy-duty one inch top side material is weather resistant, similar to outdoor decking to withstand Mother Nature and heavy loads.

Environments™ are a true investment that will provide you with years of both functionality and beauty and transform your space from hot tub to haven!



ENVIRONMENTS™ – FROM HOT TUB TO HAVEN

Signature Environments™*

	US: INCHES	METRIC: CENTIMETERS
DuraWood™ Step I	29.5W x 8.5H x 14.5D	75W x 22H x 37D
DuraWood™ Step II	29.5W x 16H x 19D	75W x 41H x 48D
DuraWood™ Step II Hinged	29.5W x 16H x 19D	75W x 41H x 48D
DuraWood™ Wish Step	50.5W x 13H x 18D	128W x 33H x 46D
Spirit/Resort Curved Step	29.5W x 8.5H x 14.5D	86W x 41H x 37D
Spirit/Resort Curved Bench	34W x 16H x 14.5D	86W x 41H x 37D
34IN Storage Bench	34W x 16H x 14.5D	86W x 41H x 37D
48IN Storage Bench	48W x 16H x 14.5D	122W x 41H x 37D
Corner Bench	12R/30W, 16R/35.5W	30.5R/77W, 40.5R/90W
Storage Cabinet	20W x 31.25H x 14.5D	51W x 79H x 37D
Counter Cabinets	54W x 31H x 14.5D	137W x 79H x 37D
Planter	14.5W x 16H x 14.5D	37W x 41H x 37D
Stool	16W x 22.5H x 16D	40W x 57H x 40D
Shelf with Brackets	48W, 54W, 60W, 65W	122, 137, 152, 165W
Towel Bar	37W x 12 H x 3D	94W x 30H x 7D
Long Filler Segment**	60W x 16H x 14.5D	153W x 41H x 37D

e-Series™ Environments™

Step I	25.5W x 8.5H x 15.5D	65W x 22H x 39D
Step II	25.5W x 16H x 20D	65W x 41H x 50D
Step II Hinged	25.5W x 16H x 20D	65W x 41H x 50D
524 Contoured Step	32.5W x 13.5H x 15.5D	83W x 34H x 40D
36IN Storage Bench	36W x 16H x 15.5D	91W x 41H x 39D
Corner Bench	25.5W x 16H x 15.5D	64W x 41H x 39D
Stool	16W x 22.5H x 16D	41W x 57H x 41D
Shelf with Brackets	36W, 65W	91W, 165W
Towel Bar	37W x 12H x 3D	94W x 30H x 7D
Long Filler Segment**	66.5W x 16H x 15.5D	169W x 41H x 39D
Short Filler Segment**	16W x 16H x 15.5D	41W x 41H x 39D

Vector21 Environments™

Step I	26W x 8.5H x 15.5D	66W x 22H x 39D
Step II	26W x 16H x 21D	66W x 41H x 53D
Step II Hinged	26W x 16H x 21D	66W x 41H x 53D
Storage Bench	36W, 43W, 53W	91W, 109W, 135W
Corner Bench	35.5W x 16H x 15.5D	90W x 41H x 39D

ATV™ Environments™


ATV™-14 Step (Front/Back)	72W x 69.5H x 40D	183W x 177H x 102D
ATV™-17 Step (Front/Back)	72W x 74.5H x 40D	183W x 189H x 102D
ATV™ Curved Storage Bench	48W x 16H x 19.5D	122W x 41H x 50D



* The base adds 1IN / 2.5CM to the overall depth. As with handcrafted items, all dimensions are approximate and may be subject to minor variations.

**Filler segments are designed to fit between two other components; ends are unfinished.

SIGNATURE



ASH




ESPRESSO



TEAK

E-SERIES & VECTOR21




BARNWOOD



CORDOVAN

ATV



ASH



ESPRESSO



From hot tub to haven.



www.marquisspas.com | 596 Hoffman Rd. Independence, OR 97351
800.275.0653 | ©Copyright 2016/2017. Marquis® is a registered trademark. Marquis® reserves the right to make product modifications and enhancements. | 710-6463 rev

MARQUIS SIGNATURE ENVIRONMENTS™



Long Filler Segments & Corner Benches create a full surround on a 90IN / 229CM Signature hot tub. Plus a Step I makes a grand entrance

E-SERIES™ ENVIRONMENTS™



Long Filler Segments & Corner Benches are used to create a full surround to encompass a 84IN / 213CM hot tub

VECTOR21 ENVIRONMENTS™



The 53IN / 135CM Bench & Corner Benches create a full surround on a 94IN / 239CM hot tub



STEP I Use on low profile hot tubs or in front of a Storage Bench for a grand entry



STEP II Standard or Hinged it makes the perfect entry step and stowaway component



SPIRIT & RESORT STEP & BENCH Curved step and bench matches the Spirit & Resort radius



WISH STEP Curved step pairs elegantly with the curvaceous Wish



STEP I Great to use on low profile hot tubs



STEP II Standard or Hinged it makes the perfect entry step and stowaway component



524 STEP The gracious curved step matches up to the 524 hot tub radius



STEP I Great to use on low profile hot tubs. Pair with a storage bench for a two-step entry



STEP II Standard or Hinged it makes the perfect entry step and stowaway component



Corner Bench Radius fits corner of the hot tub and is a great transition for the complete surround



Corner Bench Radius fits nicely with the corner of the hot tub transitions for the complete surround



34" Storage Bench Creates a great entrance when used with Step I. Also convenient for storage



48" Storage Bench Provides a nice place to sit and is convenient for storing hot tub supplies



Planters add the perfect accent on the patio



Corner Bench Radius fits corner of the hot tub and is a great transition for the complete surround



36" Storage Bench Creates a great entrance when used with Step I. Also hinged makes it convenient for storage



36" Storage Bench Creates a great entrance when used with Step I. Also the hinge makes it convenient for storage



43" Storage Bench Creates a stunning entrance when used with Step I. Also the hinge makes it convenient for storage



53" Storage Bench Creates a stellar entrance when used with Step I. Also the hinge makes it convenient for storage



Large & Small Filler Segments Provide a nice place to sit and help create a full surround for the hot tub. Ends line up with Corner Cabinet. Large Filler also available for Signature



Storage Cabinet Use as bar top and storage cabinet. Use as stand-alone piece, too



Counter Cabinet Entertainment component serves as a bar and stores hot tub items. Use as stand-alone piece, too



Shelves, Stools & Towel Bar create a comfortable, casual dining area. Shelves are also available for e-Series hot tubs